

FILATEX MINES AND MINERALS PRIVATE LIMITED
BALANCE SHEET AS AT 31st MARCH 2024

(Rs. in 000's)

	PARTICULARS	Note No.	As at March 31, 2024	As at March 31, 2023
I	ASSETS:			
(1)	Non-current assets			
	(a) Property, Plant and Equipment	2	-	-
	(b) Capital work-in-progress		-	-
	(c) Goodwill		-	-
	(d) Other Intangible Assets		-	-
	(e) Intangible Assets under development		-	-
	(f) Biological Assets		-	-
	(g) Financial assets			
	(i) Investments	3	10,200.00	7,000.00
	(ii) Loans	4	30,843.08	26,101.14
	(h) Deferred tax assets (net)		-	-
	(i) Other non-current assets	5	-	800.00
(2)	Current assets			
	(a) Inventories	6	3,074.24	2,301.74
	(b) Financial assets			
	(i) Investments			
	(ii) Trade receivables	7	58,130.33	180.33
	(iii) Cash and cash equivalents	8	255.23	2,837.25
	(iv) Bank Balances other than (iii) above			
	(v) Short Term Loans and advances	9	76,577.85	78,946.79
	(vi) Investments held for Sale			
	(c) Other current assets	10	1,249.86	235.80
	TOTAL ASSETS		1,80,330.60	1,18,403.05
II	EQUITY AND LIABILITIES:			
	Equity			
	(a) Equity Share Capital	11	1,60,000.00	1,00,000.00
	(b) Other Equity			
	(ii) Reserves and Surplus	12	1,406.69	436.57
	(ii) Share Application Money		-	-
	Liabilities			
(1)	Non Current Liabilities			
	(a) Financial Liabilities			
	(i) Borrowings	13	10,200.00	-
	(b) Deferred tax liabilities (Net)	14	-	-
(2)	Current Liabilities			
	(a) Financial Liabilities			
	(i) Borrowings	15	-	-
	(ii) Trade Payables	16	5,781.37	586.52
	(iii) Other financial liabilities		-	-
	(b) Other current liabilities	17	2,601.69	17,202.75
	(c) Provisions			
	(d) Current tax liabilities(Net)	18	340.85	177.21
	TOTAL EQUITY AND LIABILITIES		1,80,330.60	1,18,403.05

financials statements

1 to 47

As per our report of even date

For **M G R & CO**

Chartered Accountants

Firm Reg No. 012787S

CA M G RAO

Partner


UDIN: 24029893BKACOP8150

Place: Hyderabad

Date : 30.05.2024


For and on behalf of the Board of Directors of

Filatex Mines and Minerals Private Limited



Yash Sethia
Director

DIN : 07959471



Prabhat Sethia
Director

DIN : 00699415

FILATEX MINES AND MINERALS PRIVATE LIMITED
STATEMENT OF PROFIT AND LOSS FOR THE YEAR ENDED 31st MARCH 2024

(Rs. in 000's)

	PARTICULARS	Note No.	For the year ended 31 March, 2024	For the year ended 31 March, 2023
I	Revenue from operations	19	52,500.00	17,242.38
II	Other Income	20	0.72	-
III	Total Income (I+II)		52,500.72	17,242.38
IV	Expenses:			
	Cost of Materials Consumed	21	50,308.59	17,255.71
	Changes in Inventories of Finished Goods	22	772.50	2,301.74
	Employee Benefits Expense	23	30.00	49.42
	Depreciation and amortization expense	2	-	-
	Finance Cost	24	-	-
	Other expenses	25	1,623.66	1,625.21
	Total Expenses		51,189.75	16,628.60
V	Profit before exceptional and extraordinary items and tax (III - IV)		1,310.97	613.78
	-Exceptional Items			
	-Prior period expenses			
VI	Profit before tax		1,310.97	613.78
VII	Tax Expense			
	- Current tax		340.85	177.21
	- Deferred tax		-	-
VII	Profit for the period (V-VI)		970.12	436.57
VIII	Other Comprehensive Income (OCI)			
	i) Items that will not be reclassified to profit & loss		-	-
	ii) Income tax relating to items that will not be reclassified to profit & loss		-	-
	Other comprehensive income for the year (net of tax)		-	-
IX	Total Comprehensive Income (VII+VIII)		970.12	436.57
X	Earnings per equity share: (Equity shares of par value of Rs.10/- each)			
	- Basic		0.01	0.00
	- Diluted		0.01	0.00
	Significant accounting policies and notes to the financials statements	1 to 47		

As per our report of even date

For M G R & CO

Chartered Accountants

Firm Reg No. 012787S

MGR & CO

CA M G RAO

Partner

UDIN: 24029893BKACOP8150



Yash Sethia
Director

DIN : 07959471



Prabhat Sethia
Director

DIN: 00699415

Place: Hyderabad

Date : 30.05.2024

FILATEX MINES AND MINERALS PRIVATE LIMITED**Notes to financial statements****NOTE NO: 3 NON CURRENT INVESTMENTS:**

PARTICULARS	As at	As at
	March 31, 2024	March 31, 2023
	(Rs. in 000's)	(Rs. in 000's)
(A) Investment In Subsidiary Company carried at Cost Investments in Equity instruments		
(B) Investment In Other Companies carried at Cost SH Infra And Mining	10,200.00	7,000.00
	10,200.00	7,000.00

NOTE NO: 4 Loans

PARTICULARS	As at	As at
	March 31, 2024	March 31, 2023
	(Rs. in 000's)	(Rs. in 000's)
Considered good and unsecured		
Security deposits	-	-
Loan to related parties	-	-
Other loans and advances	30,843.08	26,101.14
	30,843.08	26,101.14

NOTE NO: 5 Other non current assets

PARTICULARS	As at	As at
	March 31, 2024	March 31, 2023
	(Rs. in 000's)	(Rs. in 000's)
MISCELLANEOUS EXPENDITURE		
Prel & Preoperative Expenses	-	800
Less : Written off	-	-
	-	800

NOTE NO: 6 INVENTORIES:

PARTICULARS	As at	As at
	March 31, 2024	March 31, 2023
	(Rs. in 000's)	(Rs. in 000's)
(a) Stocks	3,074.24	2,301.74
	3,074.24	2,301.74

NOTE NO: 7 Trade receivables

PARTICULARS	As at	As at
	March 31, 2024	March 31, 2023
	(Rs. in 000's)	(Rs. in 000's)
Considered good and secured		
Considered good and unsecured	58,130.33	180.33
Doubtful which have significant increase in Credit risk	-	-
Credit Impaired	-	-
	58,130.33	180.33

Trade Receivables ageing schedule for the year ended March 31, 2024 & March 31, 2023 provided in note no. 25 (i) & 25 (ii)

NOTE NO: 8 CASH AND CASH EQUIVALENTS:

PARTICULARS	As at	As at
	March 31, 2024	March 31, 2023
	(Rs. in 000's)	(Rs. in 000's)
(a) Balance with banks	205.92	2,709.25
(b) Cheques in Hand	-	-
(c) Cash on Hand	49.32	128.00
	255.23	2,837.25



NOTE NO: 9 Short Term Loans and advances		
PARTICULARS	As at	As at
	March 31, 2024	March 31, 2023
	(Rs. in 000's)	(Rs. in 000's)
Advance to Supplies	-	-
Other Loans & Advances	76,577.85	78,946.79
	76,577.85	78,946.79
NOTE NO: 10 OTHER CURRENT ASSETS:		
PARTICULARS	As at	As at
	March 31, 2024	March 31, 2023
	(Rs. in 000's)	(Rs. in 000's)
CESS on Purchases	14.59	0.53
Input IGST	102.13	102.13
Preliminary Expenses to be writtenoff	1,000.00	
TCS on Purchases	133.14	133.14
	1,249.86	235.80
NOTE NO: 12 Reserves and Surplus		
PARTICULARS	As at	As at
	March 31, 2024	March 31, 2023
	(Rs. in 000's)	(Rs. in 000's)
(a) Securities Premium:	-	-
(b) General Reserve:	-	-
(c) Capital Reserve - Forfeiture of shares	-	-
(d) Retained earnings:		
Opening balance	436.57	-
(+) Net profit during the year	970.12	436.57
Closing balance	1,406.69	436.57
(e) Other Comprehensive income:	-	-
Total (a+b+c+d+e)	1,406.69	436.57



NOTE NO: 13 Non-Current Borrowings		
PARTICULARS	As at	As at
	March 31, 2024	March 31, 2023
	(Rs. in 000's)	(Rs. in 000's)
Secured Term Loans form Banks	-	-
Unsecured	10,200.00	-
From Others	-	-
	10,200.00	-
NOTE NO: 14 Deferred tax liabilities (Net)		
PARTICULARS	As at	As at
	March 31, 2024	March 31, 2023
	(Rs. in 000's)	(Rs. in 000's)
Opening Balance	-	-
Provision for Deferred Tax Liabilities	-	-
	-	-
NOTE NO: 15 Current Borrowings		
PARTICULARS	As at	As at
	March 31, 2024	March 31, 2023
	(Rs. in 000's)	(Rs. in 000's)
Loans repayable on demand	-	-
Cash Credit from State Bank of India (secured by inventories & receivables and guaranteed by directors and others)	-	-
Unsecured Loan	-	-
	-	-
NOTE NO: 16 Trade Payables		
PARTICULARS	As at	As at
	March 31, 2024	March 31, 2023
	(Rs. in 000's)	(Rs. in 000's)
Outstanding dues to Micro, Small and Medium Enterprises	-	-
Outstanding dues to creditors other than Micro, Small and Medium Enterprises	5,781.37	586.52
Outstanding dues to related parties	-	-
	5,781.37	586.52
Trade Payable ageing schedule for the year ended March 31 2024 & March 31 2023 provided in note no. 26 (i) & 26 (ii)		
NOTE NO: 17 OTHER CURRENT LIABILITIES:		
PARTICULARS	As at	As at
	March 31, 2024	March 31, 2023
	(Rs. in 000's)	(Rs. in 000's)
Statutory Liabilities		
Director Remuneration Payable	1,105.00	250.00
Audit Fee Payable	120.00	100.00
Expenses Payable	286.39	71.07
TCS on Sales	131.68	131.68
TDS Payable on Director Remuneration	95.00	50.00
GST Payable	363.63	-
Other Payables	500.00	16,600.00
	2,601.69	17,202.75
NOTE NO: 18 Current tax liabilities(Net)		
PARTICULARS	As at	As at
	March 31, 2024	March 31, 2023
	(Rs. in 000's)	(Rs. in 000's)
Provision for Income Tax	340.85	177.21
	340.85	177.21



FILATEX MINES AND MINERALS PRIVATE LIMITED

Statement of Changes in Equity

For the year ended 31 March 2024

a. Equity share capital

	(Rs. in 000's)
	Amount
Balance as at the As at 31 March 2022	1,00,000.00
Changes in equity share capital during 2022-23	-
Balance as at the 31 March 2023	1,00,000.00
Changes in equity share capital during 2023-24	1,60,000.00
Balance as at the 31 March 2024	1,60,000.00

b. Other equity

	Reserves and surplus				Items of Other comprehensive income (OCI)	Total
	General Reserve	Capital Reserve	Securities Premium Reserve	Retained earnings		
As at 31 March 2022	-	-	-	-	-	-
Profit or loss for the year				436.57		436.57
Other comprehensive income (net of tax)				-		-
Balance at 31 March 2023	-	-	-	436.57	-	436.57
Profit or loss for the year				970.12		970.12
Other comprehensive income (net of tax)				-		-
Balance at 31 March 2024	-	-	-	1,406.69	-	1,406.69

Significant accounting policies and notes to the financial statements

As per our report of even date

For M G R & CO

Chartered Accountants

Firm Reg No. 012787S

MGR & CO

CA M G RAO

Partner

UDIN: 24029893BKACOP8150

Place: Hyderabad

Date : 30.05.2024

For and on behalf of the Board of Directors of
Filatex Mines and Minerals Private Limited



Yash Sethia
Director

DIN : 07959471

Yash Sethia
Director

DIN : 00659415

FILATEX MINES AND MINERALS PRIVATE LIMITED

Notes to the financial statements

NOTE NO. 2: PROPERTY, PLANT AND EQUIPMENT:

	Computers	Furniture and Fixtures	Plant & Machinery	Vehicles	Office Equipment	Total
Deemed cost (gross carrying amount)						
As at March 31, 2022	-	-	-	-	-	-
Additions	-	-	-	-	-	-
Disposals	-	-	-	-	-	-
As at March 31, 2023	-	-	-	-	-	-
Additions	-	-	-	-	-	-
Disposals	-	-	-	-	-	-
As at March 31, 2024	-	-	-	-	-	-
Accumulated depreciation	-	-	-	-	-	-
As at March 31, 2022	-	-	-	-	-	-
Depreciation for the year	-	-	-	-	-	-
As at March 31, 2023	-	-	-	-	-	-
Depreciation for the year	-	-	-	-	-	-
As at March 31, 2024	-	-	-	-	-	-
Carrying amounts(net)						
At 31 March 2022	-	-	-	-	-	-
At 31 March 2023	-	-	-	-	-	-
As at March 31, 2024	-	-	-	-	-	-

(Rs. in 000's)



FILATEX MINES AND MINERALS PRIVATE LIMITED

Notes to the financial statements

NOTE NO:11: EQUITY SHARE CAPITAL:

PARTICULARS	As At March 31, 2024		As At March 31, 2023	
	Number	(Rs. in 000's)	Number	(Rs. in 000's)
Authorised Equity Shares of Rs. 1/- each (FY 2023-24 shares @Rs.1/each)	20,00,00,000	2,00,000	2,00,00,000	2,00,000
Issued, Subscribed and Paid up Equity Shares of Rs. 1/- each fully paid up (FY 2023-24 shares @Rs.1/each) (Refer foot note (a) to (c) below)	16,00,00,000	1,60,000	10,00,00,000	1,00,000.00
Total	16,00,00,000	1,60,000	10,00,00,000	1,00,000.00

Foot note:

(a) Reconciliation of the number of shares outstanding as at March 31, 2024, March 31, 2023:

PARTICULARS	As At March 31, 2024		As At March 31, 2023	
	Number	(Rs. in 000's)	Number	(Rs. in 000's)
Equity Shares outstanding at the beginning of the year	-	-	10,00,00,000.00	1,00,000.00
Equity sharesRs. @1/ each	-	-	10,00,00,000.00	1,00,000.00
Deletions during the year @1/each	-	-	10,00,00,000.00	1,00,000.00
Closing Balance at the end of the year	-	-	10,00,00,000.00	1,00,000.00
Equity Shares outstanding at the beginning of the year	10,00,00,000.00	1,00,000.00	10,00,00,000.00	1,00,000.00
Additions -Equity Shares @Rs.1/ each	6,00,00,000.00	60,000.00	-	-
Equity Shares outstanding at the end of the year (@ Rs.1/ each)	16,00,00,000.00	1,60,000.00	10,00,00,000.00	1,00,000.00

(b) Details of Shareholders holding more than 5 % shares:

PARTICULARS	As At March 31, 2024		As At March 31, 2023	
	No. of Shares	% of Holding	No. of Shares	% of Holding
1	15,70,00,000	98.13%	-	0.00%

(c) Terms and rights attached to the equity shares:

The Company has only one class of equity shares having par value of Rs.1/- each at the end of the year. Each holder of equity shares is entitled for one vote per share. Distribution of dividends and repayment of capital, if any, by the company,



FILATEX MINES AND MINERALS PRIVATE LIMITED		
Notes to the financial statements		
NOTE NO: 19 Revenue from Operations		
PARTICULARS	For the year ended	For the year ended
	March, 2024	March, 2023
	(Rs. in 000's)	(Rs. in 000's)
Sales	52,500.00	17,242.38
	52,500.00	17,242.38
NOTE NO: 20 Other Income		
PARTICULARS	For the year ended	For the year ended
	March, 2024	March, 2023
	(Rs. in 000's)	(Rs. in 000's)
Other Income	0.72	-
	0.72	-
NOTE NO: 21 Cost of Materials Consumed		
PARTICULARS	For the year ended	For the year ended
	March, 2024	March, 2023
	(Rs. in 000's)	(Rs. in 000's)
Purchases	50,308.59	17,255.71
	50,308.59	17,255.71
NOTE NO: 22 Operating Expenses		
PARTICULARS	For the year ended	For the year ended
	March, 2024	March, 2023
	(Rs. in 000's)	(Rs. in 000's)
Opening Cost	2,301.74	-
Less: Closing Stock	3,074.24	2,301.74
	-772.50	-2,301.74
NOTE NO: 23 EMPLOYEE BENEFITS EXPENSE:		
PARTICULARS	For the year ended	For the year ended
	March, 2024	March, 2023
	(Rs. in 000's)	(Rs. in 000's)
(a) Salaries & Wages	30.00	45.54
(b) Contribution to provident and other funds	-	-
(c) Gratuity and Leave Encashment	-	-
(d) Staff welfare expenses	-	3.88
	30.00	49.42
NOTE NO: 24 Finance Cost		
PARTICULARS	For the year ended	For the year ended
	March, 2024	March, 2023
	(Rs. in 000's)	(Rs. in 000's)
Interest on Cash Credit	-	-
Interest on Vehicle Loans	-	-
	-	-
NOTE NO: 25 OTHER EXPENSES:		
PARTICULARS	For the year ended	For the year ended
	March, 2024	March, 2023
	(Rs. in 000's)	(Rs. in 000's)
Audit fee	100.00	100.00
Bank Charges	4.19	1.36
Conveyance	-	15.75
Labour charges	120.15	-
Directors Remuneration	900.00	900.00
Office Maintenance	32.56	12.50
General Expenses	112.51	15.27
Printing & Stationery	5.38	1.21
Electricity Charges	59.66	79.94
GST Late Filing Fee	5.00	1.81
Interest on GST	-	1.43
Interest on GST-Cess	-	1.23
Interest on IT	1.59	-
Office Rent	240.00	260.00
Travelling Expenses	9.58	17.77
Repairs and Maintenance	33.04	-
Vehicle Maintenance	-	16.94
Preliminary expenses written off	-	200.00
Roundoff	-	0.003
	1,623.66	1,625.21





Note No: 25 Trade Receivables Ageing							
(i) Trade Receivables ageing schedule for the year ended March 31, 2024:							
Particulars	Not due	Outstanding for following periods from due date of payment for the financial year 2023-24					Total
		Less than 6 months	6 months to 1 year	1 to 2 years	2 to 3 years	More than 3 Years	
(i) Undisputed Trade Receivables considered good	-	61,950.00	-	-	-	-	58,130.33
(ii) Undisputed Trade Receivables – which have significant increase in credit risk	-	-3,819.67	-	-	-	-	-
(iii) Undisputed trade receivables – credit impaired	-	-	-	-	-	-	-
(iv) Disputed Trade Receivables– considered good	-	-	-	-	-	-	-
(v) Disputed Trade Receivables – which have significant increase in credit risk	-	-	-	-	-	-	-
(vi) Disputed Trade Receivables – credit impaired	-	-	-	-	-	-	-
(ii) Trade Receivables ageing schedule for the year ended March 31, 2023:							
Particulars	Not due	Outstanding for following periods from due date of payment for the financial year 2022-23					Total
		Less than 6 months	6 months to 1 year	1 to 2 years	2 to 3 years	More than 3 Years	
(i) Undisputed Trade receivables considered good	-	180.33	-	-	-	-	180.33
(ii) Undisputed Trade Receivables – which have significant increase in credit risk	-	-	-	-	-	-	-
(iii) Undisputed Trade Receivables – credit impaired	-	-	-	-	-	-	-
(iv) Disputed Trade Receivables– considered good	-	-	-	-	-	-	-
(v) Disputed Trade Receivables – which have significant increase in credit risk	-	-	-	-	-	-	-
(vi) Disputed Trade Receivables – credit impaired	-	-	-	-	-	-	-

(Rs. in 000's)

Note No: 26 Trade Payables Ageing

(i) Trade Payable ageing schedule for the year ended March 31 2024 :

Particulars	Not due	Outstanding for following periods from due date of payment for the Financial year 2023-24			Total
		Less than 1 year	1 to 2 years	2 to 3 years	
(i) Undisputed dues - MSME	-	-	-	-	-
(ii) Undisputed dues - Others	-	5,192.49	588.88	-	5,781.37
(iii) Disputed dues - MSME	-	-	-	-	-
(iv) Disputed dues - Others	-	-	-	-	-
Total	-	5,192.49	588.88	-	5,781.37

Note No: 25 (ii)

(ii) Trade Payable ageing schedule for the year ended March 31 2023:

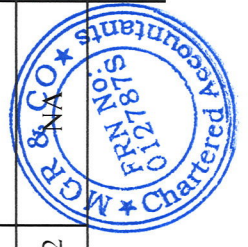
Particulars	Not due	Outstanding for following periods from due date of payment for the Financial year 2022-23			Total
		Less than 1 year	1 to 2 years	2 to 3 years	
(i) Undisputed dues - MSME	-	-	-	-	-
(ii) Undisputed dues - Others	-	586.52	-	-	586.52
(iii) Disputed dues - MSME	-	-	-	-	-
(iv) Disputed dues - Others	-	-	-	-	-
Total	-	586.52	-	-	586.52



Note 27 : Additional Regulatory Information

Financial Ratios:

	Numerator	Denominator	Current Period	Previous Period	% of variance
Liquidity Ratio					
Current Ratio (times)	Current Assets	Current Liabilities	16.94	61.84	NA
Solvency Ratio					
Debt-Equity Ratio (times)	Total Debt	Shareholders Eqty	0.08	0.02	NA
Debt Service Coverage Ratio (times)	Earnings available for debt service	Debt service	0.16	0.36	NA
Profitability ratio					
Net Profit Ratio (%)	Net Profit	Revenue from Operations	2.50%	3.56%	NA
Return on Equity Ratio (%)	Net profit after taxes	Average Shareholder's Equity	0.97%	0.44%	NA
Return on Capital employed (%)	Earnings Before Interest and Taxes (EBIT)	Capital Employed	1.31%	0.61%	NA
Utilization Ratio					
Trade Receivables turnover ratio (times)	Gross Revenue from Operations	Average Receivables	0.90	95.62	NA
Inventory turnover ratio (times)	Net Revenue from Operations	Average Inventory	17.08	7.49	NA
Trade payables turnover ratio (times)	Net Revenue from Operations	Trade payables	9.08	29.40	NA
Net capital turnover ratio (times)	Net Revenue from Operations	Shareholder's Equity Capital(4)	0.33	172.42	



b) No charges or satisfaction is yet to be registered with Registrar of Companies beyond the statutory period.

e) The company has not advanced/loaned/invested or received funds (either borrowed funds or share premium or any other sources or kind of funds) to any other
h) The Company has not traded or invested in Crypto currency or Virtual Currency during the financial year.
Previous Year Figures have been re-grouped, wherever necessary to confirm with figures of the current year

For M G R & CO

Chartered Accountants

Firm Reg.No.012787S

MGR & CO

CA M G RAO

Partner

Place: Hyderabad

Date: 30.05.2024

UDIN: 24029893BKACOP8150



For Filatex Mines And Minerals Private Limited



Yash Sethia

(Director)

DIN : 07959471



Prabhat Sethia

(Director)

DIN : 00699415